

## TEACHERS' FEEDBACK (2019-2020)

The Teachers' feedback is collected on course curriculum in order to assess the applicability of the curriculum to employability, innovation etc. The parameters considered are: scope for syllabus modification, up to-date framing of syllabus, balance between theoretical and practical field, regularity of tests and examinations etc. The feedback was evaluated on a five-point scale viz. Strongly Agree, Agree, Neutral, Disagree and Strongly Disagree. A total of 62 teachers working as permanent faculty across all the departments were included in this feedback.

### TEACHERS' FEEDBACK ANALYSIS

#### A.Tabular Analysis of Teachers' Feedback

##### 1. Teachers' Response in Number

Question No.	Evaluation Criteria	Strongly Disagree	Disagree	Neutral	Agree	Strongly Agree
Q1	There is ample scope to propose, modify and suggest additions and deletions in the syllabus.	2	6	10	27	17
Q2	The course curriculum is well framed and takes into consideration the latest innovation and knowledge.	2	9	12	37	2
Q3	The syllabus maintains proper balance between theoretical and practical field.	3	9	14	35	1
Q4	Tests and examinations are undertaken on time with coverage of all units in the curriculum.	1	4	8	42	7
Q5	The University Board of Undergraduate implementing a new CBCS syllabus, to what extent you agree with it.	2	7	7	32	14
Q6	Topics in each unit in the new CBCS syllabus are properly mentioned and clearly indicates the main objective of the curriculum.	3	7	17	33	2
Q7	Recent and updated resources suitable for the new CBCS syllabus are readily available.	1	21	11	23	6
Q8	Text books and reference books fulfilling the requirement of new CBCS syllabus are available in the library.	3	17	14	25	3
Q9	The new CBCS curriculum lays down a strong emphasis on employability.	2	10	20	25	5

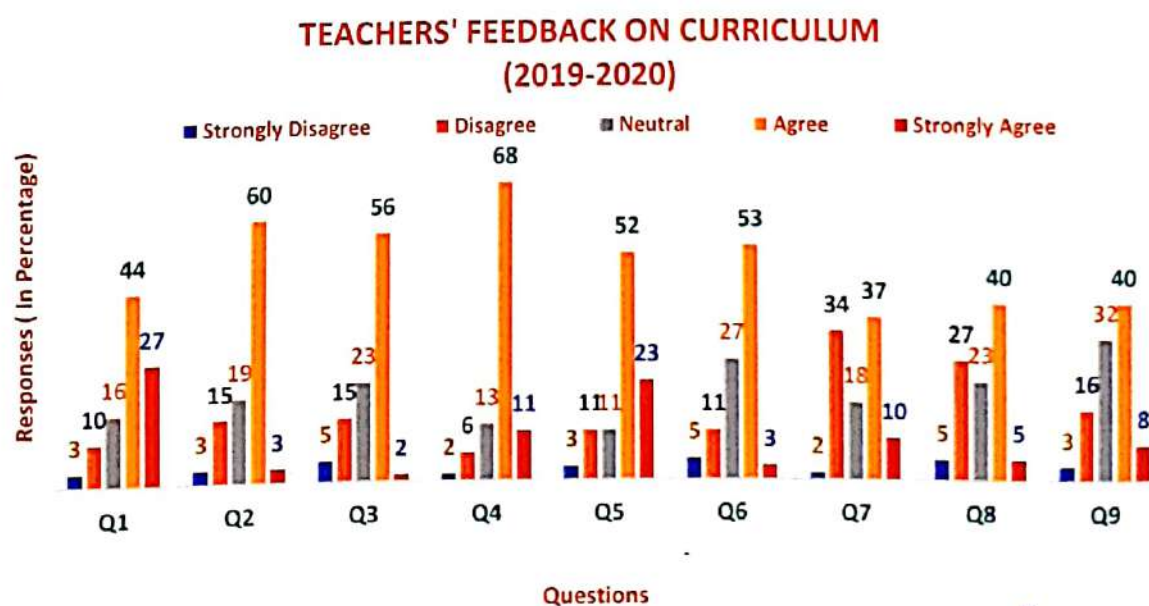


Principal  
Gurucharan College, Silchar

## 2. Teachers' Response in Percentage

Question No.	Evaluation Criteria	Strongly Disagree	Disagree	Neutral	Agree	Strongly Agree
Q1	There is ample scope to propose, modify and suggest additions and deletions in the syllabus.	3	10	19	50	18
Q2	The course curriculum is well framed and takes into consideration the latest innovation and knowledge.	3	8	19	63	6
Q3	The syllabus maintains proper balance between theoretical and practical field.	2	15	26	50	8
Q4	Tests and examinations are undertaken on time with coverage of all units in the curriculum.	2	8	8	66	16
Q5	The University Board of Undergraduate implementing a new CBCS syllabus, to what extent you agree with it.	3	6	16	61	13
Q6	Topics in each unit in the new CBCS syllabus are properly mentioned and clearly indicates the main objective of the curriculum.	2	11	23	56	8
Q7	Recent and updated resources suitable for the new CBCS syllabus are readily available.	3	31	21	40	5
Q8	Text books and reference books fulfilling the requirement of new CBCS syllabus are available in the library.	5	27	23	39	6
Q9	The new CBCS curriculum lays down a strong emphasis on employability.	2	15	32	44	8

## B. GRAPHICAL ANALYSIS OF TEACHERS' FEEDBACK



  
 Principal  
 Gurucharan College, Silchar

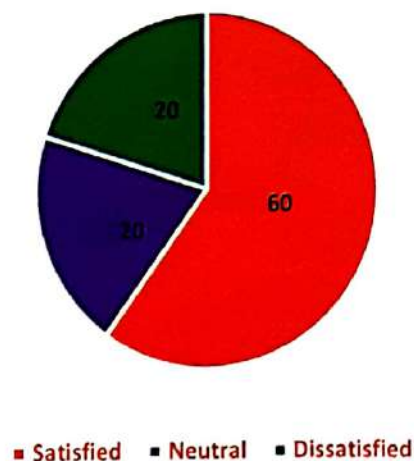
To get an overall picture of the teachers' feedback, the scales: 'Agree' and 'Strongly Agree' have been clubbed together under the head 'Satisfied' and 'Disagree' and 'Strongly Disagree' under the head 'Dissatisfied', in the following table.

	Q1	Q2	Q3	Q4	Q5	Q6	Q7	Q8	Q9	
Strongly Disagree	2	2	3	1	2	3	1	3	2	<b>Grand Total</b>
Disagree	6	9	9	4	7	7	21	17	10	
Neutral	10	12	14	8	7	17	11	14	20	
Agree	27	37	35	42	32	33	23	25	25	
Strongly Agree	17	2	1	7	14	2	6	3	5	
<b>Total</b>	<b>62</b>	<b>62</b>	<b>62</b>	<b>62</b>	<b>62</b>	<b>62</b>	<b>62</b>	<b>62</b>	<b>62</b>	
<b>Satisfied*</b>	<b>44</b>	<b>39</b>	<b>36</b>	<b>49</b>	<b>46</b>	<b>35</b>	<b>29</b>	<b>28</b>	<b>30</b>	<b>336</b>
<i>Percentage of Satisfied Teachers</i>	71	63	58	79	74	56	47	45	48	Overall percentage of satisfied teachers = 60%
<i>Percentage of Neutral Teachers</i>	16	19	23	13	11	27	18	23	32	Overall percentage of neutral teachers = 20%
<i>Percentage of Dissatisfied Teachers</i>	13	18	19	8	15	16	35	32	19	Overall % of dissatisfied teachers = 20%


\*Satisfied = Strongly Agree + Agree

\*Dissatisfied = Strongly Disagree + Disagree

### OVERALL SATISFACTION LEVEL OF TEACHER'S (2019-2020)



From the above table it is obvious that majority of teachers are satisfied with the course curriculum, 20% are neutral whereas 20% are dissatisfied with the curriculum.

  
 Principal  
 Gurucharan College, Silchar